



# THANKSGIVING BINGO

## INSTRUCTIONS:

1. Download and print Sun-Maid Thanksgiving BINGO Cards.
2. Cut out the call cards below. Once all cards are cut out, lay them facedown and mix up the pile to prepare them for calling.
3. Pass out BINGO cards and a box of Sun-Maid Yogurt Raisins to players. The Yogurt Raisins will be used as pegs to keep track of their boards.
4. Choose what BINGO combinations will count as wins (straight across, frame, diagonal, full house, etc.).
5. Start playing! Pick and call out cards at random until you've got a winner.



**BUCKET OF  
APPLES**



**SUNFLOWER**



**WISHBONE**




**PIE**



**MASHED  
POTATOES**



**CALICO  
CORN**



**BAKING  
MITT**



**FALL LEAF**



**APPLE  
CIDER**



**OWL**



**TURKEY**



**CORNUCOPIA**



**GRAVY  
BOAT**




**DRUMSTICK**

**PUMPKIN**



**CORN  
STOCKS**





**SCARECROW**




**ACORN**



**TABLE  
SETTING**



**TREE**



**FAMILY**




**FOOTBALL**



**CANDY  
CORN**




**CRANBERRIES**



**HAY**

**CRANBERRIES**




**SQUASH**



# THANKSGIVING

## BINGO



# THANKSGIVING

## BINGO



# THANKSGIVING

## BINGO



# THANKSGIVING

## BINGO



# THANKSGIVING

## BINGO



# THANKSGIVING

## BINGO





# THANKSGIVING

## BINGO

